



**EGGBUCKLAND**

COMMUNITY COLLEGE

*Everyone can*

# Year 11 Course and Revision Information

January 2024

*Tenacity*

*Integrity*

*Compassion*

*Knowledge*



**WESTCOUNTRY**  
SCHOOLS TRUST

## Key People and Support

Mrs Mullally – Head of Year – [hmullally@eggbuckland.com](mailto:hmullally@eggbuckland.com)

### Year 11 Tutors:

Miss Festorazzi – [KFestorazzi@eggbuckland.com](mailto:KFestorazzi@eggbuckland.com)

Mr Cooper – [bcooper@eggbuckland.com](mailto:bcooper@eggbuckland.com)

Mr Whitehouse – [rwhitehouse@eggbuckland.com](mailto:rwhitehouse@eggbuckland.com)

Mr Clemens – [rclemens@eggbuckland.com](mailto:rclemens@eggbuckland.com)

Mr Suckling – [psuckling@eggbuckland.com](mailto:psuckling@eggbuckland.com)

Mrs Ackrell – [njackson@eggbuckland.com](mailto:njackson@eggbuckland.com)

Mrs Toulson – [stoulson@eggbuckland.com](mailto:stoulson@eggbuckland.com)

Mrs Harrison – [sharrison@eggbuckland.com](mailto:sharrison@eggbuckland.com)

Mr Lyons – Associate Assistant Principal – [jlyons@eggbuckland.com](mailto:jlyons@eggbuckland.com)

Mrs Palmer – Family Support Advisor – [kpalmer@eggbuckland.com](mailto:kpalmer@eggbuckland.com)

Mrs Watts – Pastoral Support Mentor – [vwatts@eggbuckland.com](mailto:vwatts@eggbuckland.com)

Ms Childs – SENDCo – [jchilds@eggbuckland.com](mailto:jchilds@eggbuckland.com)

## Welcome message from Mrs Mullally

What a fantastic first term the Year 11 students have had. We are unbelievably proud of how they approached their autumn mock exams. We now have the countdown to the next set of mocks in February. This booklet will support them in this journey

Every student can gain fantastic grades at the end of Year 11; however, I know that they will need support along the way. Students will have access to a range of academic and revision support via the tutor programme and their class teachers. They will also have access to mental health workshops and assemblies focused on coping with stress, as well as pastoral support.

It is vital that students are supported to attend 100% of the time to ensure they learn 100% of the content that will come up in their exams.

Above everything, I believe all students should be able to access their potential with the support of the people around them to meet their aspirations.

## About this Booklet & Updates

Thank you to all those who contributed feedback to improve this booklet further. Those who have been using the booklet have given overwhelmingly positive feedback. Some key updates and changes you will notice.

- All course information for the February mocks and Summer examinations is available in the booklet published in October 2023 (to save re-printing). You can view an online version of this content online on the College website: <https://www.eggbuckland.org.uk/year-11-revision>. Note that the online versions of this document have clickable links rather than QR codes.
- There is a collated page of links to past papers in this booklet.
- We offered via an order form printed past papers (mark schemes available through the links for self-marking).
- All option subjects will have stickers for revision which can be inserted into the revision pages.
- A section for students to fill in their provisional summer examinations timetable.











## Contents

<b>Key People and Support</b> .....	3
<b>Welcome message from Mrs Mullally</b> .....	3
<b>About this Booklet &amp; Updates</b> .....	3
<b>Key Dates</b> .....	4
<b>Accessing Online Platforms</b> .....	5
<b>Mental Health Support</b> .....	6
<b>Links to Past papers (Collated):</b> .....	7
<b>February Mocks Draft Timetable (add your mocks to this calendar):</b> .....	11
<b>November Mock Examination Results:</b> .....	12
<b>Weekly Homework, Revision and ‘Aim Higher’ Revision</b> .....	12

## Key Dates

<del>Monday 16<sup>th</sup> – Friday 20<sup>th</sup> October 2023</del>	<del>Mock Interviews</del>
<del>Thursday 19<sup>th</sup> October 2023</del>	<del>Meet the Tutor</del>
<del>Monday 13<sup>th</sup> – Friday 24<sup>th</sup> November 2023</del>	<del>Mock Exams Set 1 (inc. Real Drama Exam)</del>
<del>Thursday 14<sup>th</sup> December 2023</del>	<del>Mock 1 Results Assembly</del>
Thursday 11 <sup>th</sup> January 2024	Year 11 Parents Evening
Thursday 18 <sup>th</sup> January 2024	Post 16 Options Evening
Tuesday 20 <sup>th</sup> February – Friday 1 <sup>st</sup> March 2024	Mock Exams Set 2
Thursday 21 <sup>st</sup> March 2024	Mock 2 Results Assembly
Thursday 21 <sup>st</sup> March 2024	Year 11 Parents Evening (By Invite)
Thursday 18 <sup>th</sup> April 2024	Meet the Tutor (By Invite)
Tuesday 7 <sup>th</sup> May 2024	All Formal Exams Commence
Tuesday 25 <sup>th</sup> June 2024	All Formal Exams Completed
Thursday 4 <sup>th</sup> July 2024	Year 11 Prom






## Accessing Online Platforms




	<p>Sparx Maths</p>	 <a href="http://www.sparxmaths.com">www.sparxmaths.com</a>	<p>Students can reset their own login with their Date of Birth.</p>
	<p>Educake Science Educake History</p>	 <a href="http://www.educake.co.uk">www.educake.co.uk</a>	<p>Library Staff can reset login.</p>
	<p>All subjects</p>	 <a href="#">GCSE - BBC Bitesize</a>	<p>Free to access without a login</p>
	<p>All subjects</p>	 <a href="https://senecalearning.com/en-GB/">https://senecalearning.com/en-GB/</a>	<p>Free to access without a login</p>
	<p>Languages</p>	 <a href="https://www.languagenut.com/en-gb/">https://www.languagenut.com/en-gb/</a>	<p>Languages Staff can reset login.</p>

## Mental Health Support

We know that Year 11 is a stressful time for Students however, it shouldn't go unnoticed that it is also a stressful time for parents and carers as well, often not knowing how to support your child during this time.

Here are some useful documents and links that can support your child with their mental health but also provide ideas of what you can do at home to help.

Kooth	Young Devon	Young Minds	The Zone	Stop. Breathe. Think
				

Stop. Breathe. Think	Student guide to managing exam stress	Supporting your child to beat exam stress
		

Kooth - <https://www.kooth.com/>

Young Devon - <https://www.youngdevon.org/>

Young Minds - <https://www.youngminds.org.uk/>

The Zone - <https://www.thezoneplymouth.co.uk/>

Stop. Breathe. Think - <https://www.stopbreathethink.org.uk/>

Student guide to managing exam stress: <https://www.place2be.org.uk/media/j4kjdblk/navigating-exam-season-guide-for-students.pdf>

Supporting your child to beat exam stress: <https://www.place2be.org.uk/media/0ttpyr0h/navigating-exam-season-guide-for-parents.pdf>

## Links to Past papers (Collated):

Use these links for past papers. The links will also provide the mark schemes for students to self-mark these.

Students can print in school using their print credit. If their print credit runs out from printing past papers, they can contact ICT support ([logsupport@eggbuckland.com](mailto:logsupport@eggbuckland.com)) or visit them in the PDC) to have this topped up at no cost to them.

### English Literature:

<https://www.aqa.org.uk/subjects/english/gcse/english-literature-8702/assessment-resources>



### English Language:

<https://www.aqa.org.uk/subjects/english/gcse/english-language-8700/assessment-resources>



### Maths:

[www.mathsgenie.co.uk](http://www.mathsgenie.co.uk) (Remember to select Edexcel)



### Science:

[AQA | GCSE | Combined Science: Trilogy | Assessment resources](#)



**Geography:**

<https://www.aqa.org.uk/subjects/geography/gcse/geography-8035/assessment-resources?f.Resource+type%7C6=Question+papers>

**History:**

<https://qualifications.pearson.com/en/qualifications/edexcel-gcses/history-2016.coursematerials.html#filterQuery=Pearson-UK:Category%2FExam-materials>

**Business Studies:**

<https://www.ocr.org.uk/qualifications/gcse/business-j204-from-2017/assessment/>

**Design Technology:**

[GCSE Design and Technology | Eduqas](#)



**Drama:**

[GCSE Drama | Eduqas](#)



**Engineering:**

*(Only one exists because it's a new course and paper will be used for Mock 2, so students will unfortunately not have access in advance. This paper should be used carefully for revision after it is released.)*

**French:**

<https://qualifications.pearson.com/en/qualifications/edexcel-gcses/french-2016.coursematerials.html#filterQuery=Pearson-UK:Category%2FExam-materials>



**Health and Social Care:**

[Cambridge Nationals - Health and Social Care Level 1/Level 2 – J835 - OCR](#)



**Hospitality and Catering:**

[wjec.co.uk/umbraco/surface/blobstorage/download?nodeId=39166](http://wjec.co.uk/umbraco/surface/blobstorage/download?nodeId=39166)





## Information Technology:

[Digital Information Technology \(2022\) | BTEC Tech Award | Pearson qualifications](#)



## Music:

*(These will be uploaded to OneDrive and shared with students because of Copywrite access to Past Papers is restricted to Centre staff so Liaise with JON to get Past Papers.)*

## Psychology:

[GCSE - Psychology \(9-1\) - J203 - OCR](#)



## Religious Education:

[Past Exam Papers with Mark Schemes](#) *(Eggbuckland Username and Password required to view)*



## Physical Education Sports Studies:

[A - OCR Level 2 Sport Studies](#) *(Eggbuckland Username and Password required to view)*



# February Mocks Draft Timetable (add your mocks to this calendar):

## January 2024

Sunday	Monday	Tuesday	Wednesday	Thursday	Friday	Saturday
31	1	2	3	4	5	6
7	8	9	10	11	12	13
14	15	16	17	18	19	20
21	22	23	24	25	26	27
28	29	30	31	1	2	3

## February 2024

Sunday	Monday	Tuesday	Wednesday	Thursday	Friday	Saturday
28	29	30	31	1	2	3
4	5	6	7	8	9	10
11	12	13	14	15	16	17
18	19	20	21	22	23	24
25	26	27	28	29	1	2

## November Mock Examination Results:

Fill in this results table from your mock examination results.

<b>Subject</b>	<b>Result</b>	<b>Priority for future revision (High, Medium, Low)</b>
English Language		
English Literature		
Maths		
Science		
Geography / History		
Option B		
Option C		
Option D		

## Weekly Homework, Revision and 'Aim Higher' Revision

The following section provides a weekly breakdown of homework that is set (in conjunction with classcharts), along with a specific revision activity to complete. There is also the option for an 'Aim Higher' revision activity which will support students achieve the highest grades.

For option subjects, there is space left for students to fill in these homework and revision activities with the support from their subject teachers, as these will be specific for each individual student.

These revision activities will be acknowledged weekly during tutor time on a Monday.

**Week Log:**Week beginning 8<sup>th</sup> January 2024**In Year 11 this week:**

11th- Subject Parents evening

12th- Register on apprenticeship platform-  
Assembly**Core Learning:**

Subject	Homework / Revision	Date Completed
English Literature/ Language	<b>Homework:</b> See Classcharts	
	<b>Revision:</b> - Create a timeline for the plot of Macbeth	
Maths	<b>Homework/Revision:</b> Use your bespoke pinpoint checklist (Attached to the back of the booklet). Aim for 45-60 mins a week on SPARX – this will be checked by your Maths class teacher. Start with the lowest grade codes and work towards the higher grade codes over the next few weeks.	
Science <a href="https://my.educake.co.uk/assessment/22244108">https://my.educake.co.uk/assessment/22244108</a>	<b>Homework:</b> See Classcharts (Set on Educake, based on this week's learning, prior learning from the current topic and core science concepts) <b>Revision:</b> • Biology Paper 1 Revision: Log in to educake and use the QR code to the left. Before you click on the "begin quiz" button that appears for this quiz, read the educake study guides for this part of the topic that have a link in the same window. Then attempt as many questions as possible in the quiz.	
Geography	<b>Homework:</b> See Classcharts (Use Knowledge Organiser) Seneca learning 5.1.1 measuring development	
	<b>Revision:</b>  CORE – These are paper copies which will be given to you by your class teacher each Wednesday. This is due in the following Wednesday.  Measuring development KO  Measures of development KO  Recap sheet – Measuring development + Economic and social measures EXTRA HELP CGP page - 111-112  <a href="#">What are development indicators? - Internet Geography</a> <a href="#">How reliable are economic indicators of development? - Internet Geography</a> <a href="#">Why is the Human Development Index important? - Internet Geography</a>	
History	<b>Homework:</b> See Classcharts (Set on Educake)	
	<b>Revision:</b>  CORE – Use the Revision Guide and Workbook to self-quiz or mind map pages 1 – 4:  1 The legacy of the First World War	

	2 Strengths and weaknesses of the Weimar Constitution 3 Why the Republic was unpopular 4 Challenges from left and right	
<b>Subject</b>	<b>Homework / Revision</b>	<b>Date Completed</b>
<b>Option B Revision:</b>		
<b>Option C Revision:</b>		
<b>Option D Revision:</b>		

## Aim Higher Revision: Week beginning 8<sup>th</sup> January 2024

Subject	Aim Higher Revision	Date Completed
English Literature	<b>Revision:</b> Psychoanalytical Criticism: Karin Thomson, Shakespeare Institute Use questions/note page on page 2 of the booklet to whilst reading the article on page 3. <a href="#">Macbeth-Aim-Higher.pdf</a>	
Maths	<b>Revision:</b> Use your bespoke pinpoint checklist (Attached to the back of the booklet). Aim for an additional 30 mins a week on SPARX – this will be checked by your Maths class teacher. Start with the lowest grade codes and work towards the higher-grade codes over the next few weeks.	
<b>Science</b> <a href="https://filestore.aqa.org.uk/sample-papers-and-mark-schemes/2018/june/AQA-8464B1H-QP-JUN18.PDF">https://filestore.aqa.org.uk/sample-papers-and-mark-schemes/2018/june/AQA-8464B1H-QP-JUN18.PDF</a>	<b>Revision:</b> <ul style="list-style-type: none"> <li>• Biology Paper 1 Higher Past Paper Practice: (Left)</li> <li>• Answer questions 1-3 at the link above and then mark using the mark scheme below: (Right) <a href="https://filestore.aqa.org.uk/sample-papers-and-mark-schemes/2018/june/AQA-8464B1H-W-MS-JUN18.PDF">https://filestore.aqa.org.uk/sample-papers-and-mark-schemes/2018/june/AQA-8464B1H-W-MS-JUN18.PDF</a></li> </ul>	
Geography	<b>Revision:</b> Exam Practice 7,8,9 pages 20-21 Then 137 Q2.1, 2.2, 2.3, 2.4	
History	<b>Revision:</b> <p style="margin-left: 40px;">A. Read and make notes on pages 1-4:</p> <ol style="list-style-type: none"> <li>1 The legacy of the First World War</li> <li>2 Strengths and weaknesses of the Weimar Constitution</li> <li>3 Why the Republic was unpopular</li> <li>4 Challenges from left and right</li> </ol> <p style="margin-left: 40px;">B. Complete the sections on ‘Now try this’.</p> <p style="margin-left: 40px;">C. Read pages 29-30 and take notes on Germany exam.</p>	

**Notes:**

**Week Log:**

Week beginning 15th January 2024

In Year 11 this week:

18th- Post 16 Open Evening

**Core Learning:**

Subject	Homework / Revision	Date Completed
English Literature/ Language	<b>Homework:</b> See Classcharts	
	<b>Revision:</b>  Plan a response to Question 5 on the following Language Paper 1: <a href="#">AQA Language Paper 1 2018</a>	
Maths	<b>Homework/Revision:</b> Use your bespoke pinpoint checklist (Attached to the back of the booklet). Aim for 45-60 mins a week on SPARX – this will be checked by your Maths class teacher. Start with the lowest grade codes and work towards the higher grade codes over the next few weeks.	
Science <a href="https://my.educake.co.uk/assessment/22244182">https://my.educake.co.uk/assessment/22244182</a>	<b>Homework:</b> See Classcharts (Set on Educake, based on this week's learning, prior learning from the current topic and core science concepts) <b>Revision:</b> • Biology Paper 1 Revision: Log in to educake and use the QR code to the left. Before you click on the "begin quiz" button that appears for this quiz, read the educake study guides for this part of the topic that have a link in the same window. Then attempt as many questions as possible in the quiz.	
Geography	<b>Homework:</b> See Classcharts (Use Knowledge Organiser) Seneca Learning 5.1.2 Demographic transition  5.1.3 Causes of uneven development Physical and Human	
	<b>Revision:</b> CORE – These are paper copies which will be given to you by your class teacher each Wednesday. This is due in the following Wednesday.  Causes of uneven development KO  Recap Uneven development sheet  Demographic Transition KO  Recap Demographic transition EXTRA HELP CGP revision guide 113-115 <a href="#">What factors influence development? - Internet Geography</a> <a href="#">Development, population change and the demographic transition model - Internet Geography</a>	
History	<b>Homework:</b> See Classcharts (Set on Educake)	



	<p><b>Revision:</b></p> <p>CORE – Use the Revision Guide and Workbook to self-quiz or mind map the section on pages 5-8:</p> <p>5 The challenges of 1923  6 Reasons for recovery, 1923–29  7 Stresemann’s success at home and abroad  8 Changes for workers and women</p>	
<b>Subject</b>	<b>Homework / Revision</b>	<b>Date Completed</b>
<b>Option B Revision:</b>		
<b>Option C Revision:</b>		
<b>Option D Revision:</b>		

## Aim Higher Revision: Week beginning 15th January 2024

Subject	Aim Higher Revision	Date Completed
<b>English Literature</b>	<b>Revision:</b> Complete Week 1 of the 'A Christmas Carol' Aim Higher Booklet: <a href="#">Aim-Higher-ACC-Booklet (1).pdf</a>	
<b>Maths</b>	<b>Revision:</b> Use your bespoke pinpoint checklist (Attached to the back of the booklet). Aim for an additional 30 mins a week on SPARX – this will be checked by your Maths class teacher. Start with the lowest grade codes and work towards the higher grade codes over the next few weeks.	
<b>Science</b> <a href="https://filestore.aqa.org.uk/sample-papers-and-mark-schemes/2018/june/AQA-8464B1H-QP-JUN18.PDF">https://filestore.aqa.org.uk/sample-papers-and-mark-schemes/2018/june/AQA-8464B1H-QP-JUN18.PDF</a>	<b>Revision:</b> Biology Paper 1 Higher Past Paper Practice: (Left) <ul style="list-style-type: none"> <li>• Answer questions 4-6 at the link above and then mark using the mark scheme below: (Right) <a href="https://filestore.aqa.org.uk/sample-papers-and-mark-schemes/2018/june/AQA-8464B1H-W-MS-JUN18.PDF">https://filestore.aqa.org.uk/sample-papers-and-mark-schemes/2018/june/AQA-8464B1H-W-MS-JUN18.PDF</a></li> </ul>	
<b>Geography</b>	<b>Revision:</b> Exam Practice 7,8,9 pages Explain 6 mark questions pages 56-60	
<b>History</b>	<b>Revision:</b>  A. Read and make notes on pages 5-8:  5 The challenges of 1923 6 Reasons for recovery, 1923–29 7 Stresemann's success at home and abroad 8 Changes for workers and women  B. Complete the sections on 'Now try this'.  C. Read page 31 on making inferences from sources and practice the question on page 38	

**Notes:**

**Week Log:**Week beginning 22<sup>nd</sup> January 2024**In Year 11 this week:****12 school weeks until main exams start****Core Learning:**

Subject	Homework / Revision	Date Completed
English Literature/ Language	<b>Homework:</b> See Classcharts	
	<b>Revision:</b> <b>Create a plot timeline for 'A Christmas Carol'.</b>	
Maths	<b>Homework/Revision:</b> Use your bespoke pinpoint checklist (Attached to the back of the booklet). Aim for 45-60 mins a week on SPARX – this will be checked by your Maths class teacher. Start with the lowest grade codes and work towards the higher grade codes over the next few weeks.	
Science <a href="https://my.educake.co.uk/assessment/22244254">https://my.educake.co.uk/assessment/22244254</a>	<b>Homework:</b> See Classcharts (Set on Educake, based on this week's learning, prior learning from the current topic and core science concepts)	
	<b>Revision:</b> • Biology Paper 1 Revision: Log in to educake and use the QR code to the left. Before you click on the "begin quiz" button that appears for this quiz, read the educake study guides for this part of the topic that have a link in the same window. Then attempt as many questions as possible in the quiz.	
Geography	<b>Homework:</b> See Classcharts (Use Knowledge Organiser) Seneca Learning 5.1.4 Economic causes  5.1.5 Consequences  5.1.7 Tourism in Jamaica	
	<b>Revision:</b> CORE – These are paper copies which will be given to you by your class teacher each Wednesday, this is due in the following Wednesday.  Consequences of uneven development KO  Reducing the gap KO  Tourism in Jamaica KO EXTRA HELP CGP revision guide 116-117  Q2.1 and 2.2 page 119 <a href="#">What are the consequences of uneven development? - Internet Geography</a> <a href="#">How can the growth of tourism reduce the development gap? Jamaica Case Study - Internet Geography</a>	

<b>History</b>	<b>Homework:</b> See Classcharts (Set on Educake)	
	<b>Revision:</b>  CORE – Use the Revision Guide and Workbook to self-quiz or create mind maps on pages 9-12:  9 Cultural changes, 1924–29 <b>Hitler’s rise to power, 1919–33</b> 10 Hitler and the early growth of the party 11 The Munich Putsch and its aftermath 12 Growth in support, 1929–32	
<b>Subject</b>	<b>Homework / Revision</b>	<b>Date Completed</b>
<b>Option B Revision:</b>		
<b>Option C Revision:</b>		
<b>Option D Revision:</b>		

## Aim Higher Revision: Week beginning 22<sup>nd</sup> January 2024

Subject	<b>Aim Higher Revision</b> <b>Macbeth and Feminism Dr. Caroline Cakebread Shakespeare Institute</b> <b>University of Birmingham</b> Use questions/note page on page 2 of the booklet to whilst reading the article on page 6. <a href="#">Macbeth-Aim-Higher.pdf</a>	Date Completed
<b>English Literature</b>	<b>Revision:</b>	
<b>Maths</b>	<b>Revision:</b> Use your bespoke pinpoint checklist (Attached to the back of the booklet). Aim for an additional 30 mins a week on SPARX – this will be checked by your Maths class teacher. Start with the lowest grade codes and work towards the higher grade codes over the next few weeks.	
<b>Science</b> <small><a href="https://filestore.aqa.org.uk/sample-papers-and-mark-schemes/2019/june/AQA-8464BIH-W-MS-JUN19.PDF">https://filestore.aqa.org.uk/sample-papers-and-mark-schemes/2019/june/AQA-8464BIH-W-MS-JUN19.PDF</a></small>	<b>Revision:</b> Biology Paper 1 Higher Past Paper Practice: (Left) <ul style="list-style-type: none"> <li>• Answer questions 1-3 at the link above and then mark using the mark scheme below: (Right) <a href="https://filestore.aqa.org.uk/sample-papers-and-mark-schemes/2019/june/AQA-8464BIH-W-MS-JUN19.PDF">https://filestore.aqa.org.uk/sample-papers-and-mark-schemes/2019/june/AQA-8464BIH-W-MS-JUN19.PDF</a></li> </ul>	
<b>Geography</b>	<b>Revision:</b> Exam Practice 7,8,9 pages Suggest 6 mark questions 60-63	
<b>History</b>	<b>Revision:</b> <p>A. Read and make notes on pages 9-12:</p> <p>9 Cultural changes, 1924–29  <b>Hitler’s rise to power, 1919–33</b>            10 Hitler and the early growth of the party            11 The Munich Putsch and its aftermath            12 Growth in support, 1929–32</p> <p>B. Complete the sections on ‘Now try this’.</p> <p>C. Read page 32 on explaining causes and complete the practice question on page 39</p>	

**Notes:**

**Week Log:**

Week beginning 29th January 2024

**In Year 11 this week:**

11 school weeks until main exams start

**Core Learning:**

Subject	Homework / Revision	Date Completed
English Literature/ Language	<b>Homework:</b> See Classcharts	
	<b>Revision:</b>  Complete Language Paper 1 Q3 'A Vendetta'. <a href="#">Paper-1-mini-mocks.pdf</a>	
Maths	<b>Homework/Revision:</b> Use your bespoke pinpoint checklist (Attached to the back of the booklet). Aim for 45-60 mins a week on SPARX – this will be checked by your Maths class teacher. Start with the lowest grade codes and work towards the higher grade codes over the next few weeks.	
Science <a href="https://my.educake.co.uk/assessment/22244288">https://my.educake.co.uk/assessment/22244288</a>	<b>Homework:</b> See Classcharts (Set on Educake, based on this week's learning, prior learning from the current topic and core science concepts)	
	<b>Revision:</b> <ul style="list-style-type: none"> <li>• Biology Paper 1 Revision: Log in to educake and use the QR code to the left. Before you click on the "begin quiz" button that appears for this quiz, read the educake study guides for this part of the topic that have a link in the same window. Then attempt as many questions as possible in the quiz.</li> </ul>	
Geography	<b>Homework:</b> See Classcharts (Use Knowledge Organiser) Seneca 5.1.10 Economic Nigeria      5.1.11 Aid in Nigeria	
	<b>Revision:</b> CORE These are paper copies which will be given to you by your class teacher each Wednesday. This is due in the following Wednesday Location of Nigeria KO +Recap sheet  Nigeria context KO + Recap sheet  EXTRA HELP  <a href="#">What is Nigeria's location and importance? - Internet Geography</a>  <a href="#">What is Nigeria's wider context? - Internet Geography</a>	



<b>History</b>	<b>Homework:</b> See Classcharts (Set on Educake)	
	<b>Revision:</b>  CORE – Use the Revision Guide and Workbook to self-quiz or mind map the section on pages 13-16.  13 Political developments in 1932 <b>Nazi control and dictatorship, 1933–39</b> 14 The Reichstag Fire and the Enabling Act, 1933 15 Hitler becomes Führer 16 A police state	
<b>Subject</b>	<b>Homework / Revision</b>	<b>Date Completed</b>
<b>Option B Revision:</b>		
<b>Option C Revision:</b>		
<b>Option D Revision:</b>		

## Aim Higher Revision: Week beginning 29th January 2024

Subject	Aim Higher Revision	Date Completed
<b>English Literature</b>	<b>Revision:</b> Complete Week 2 of the 'A Christmas Carol' Aim Higher Booklet: <a href="#">Aim-Higher-ACC-Booklet (1).pdf</a>	
<b>Maths</b>	<b>Revision:</b> Use your bespoke pinpoint checklist (Attached to the back of the booklet). Aim for an additional 30 mins a week on SPARX – this will be checked by your Maths class teacher. Start with the lowest grade codes and work towards the higher grade codes over the next few weeks.	
<b>Science</b> <small><a href="https://filestore.aqa.org.uk/sample-papers-and-mark-schemes/2019/june/AQA-8464BIH-OP-JUN19.PDF">https://filestore.aqa.org.uk/sample-papers-and-mark-schemes/2019/june/AQA-8464BIH-OP-JUN19.PDF</a></small>	<b>Revision:</b> Biology Paper 1 Higher Past Paper Practice: (Left) <ul style="list-style-type: none"> <li>• Answer questions 4-5 at the link above and then mark using the mark scheme below: (Right) <a href="https://filestore.aqa.org.uk/sample-papers-and-mark-schemes/2019/june/AQA-8464BIH-W-MS-JUN19.PDF">https://filestore.aqa.org.uk/sample-papers-and-mark-schemes/2019/june/AQA-8464BIH-W-MS-JUN19.PDF</a></li> </ul>	
<b>Geography</b>	<b>Revision:</b> Exam Practice 7,8,9 pages Discuss questions 64-68 Question 3 page 71	
<b>History</b>	<b>Revision:</b>  Use the Revision Guide and Workbook and take notes on the section on pages 13-16.  13 Political developments in 1932 <b>Nazi control and dictatorship, 1933–39</b> 14 The Reichstag Fire and the Enabling Act, 1933 15 Hitler becomes Führer 16 A police state  Read page 33 about evaluating usefulness and complete the question on page 42	

**Notes:**

**Week Log:**Week beginning 5<sup>th</sup> February 2024**In Year 11 this week:****9th- Exam Malpractice refresher****9th- End of term 15:05****Core Learning:**

Subject	Homework / Revision	Date Completed
English Literature/ Language	<b>Homework:</b> See Classcharts	
	<b>Revision:</b>  Create flashcards for quotations on 'Redemption and Change' in ACC using this booklet: <a href="#">Redemption and Change in ACC</a>	
Maths	<b>Homework/Revision:</b> Use your bespoke pinpoint checklist (Attached to the back of the booklet). Aim for 45-60 mins a week on SPARX – this will be checked by your Maths class teacher. Start with the lowest grade codes and work towards the higher grade codes over the next few weeks.	
Science <a href="https://my.educake.co.uk/assessment/22244324">https://my.educake.co.uk/assessment/22244324</a>	<b>Homework:</b> See Classcharts (Set on Educake, based on this week's learning, prior learning from the current topic and core science concepts)	
	<b>Revision:</b> • Biology Paper 2 Revision: Log in to educake and use the QR code to the left. Before you click on the "begin quiz" button that appears for this quiz, read the educake study guides for this part of the topic that have a link in the same window. Then attempt as many questions as possible in the quiz.	
Geography	<b>Homework:</b> See Classcharts (Use Knowledge Organiser) Seneca 5.1.5 How to reduce the global development gap?	
	<b>Revision:</b> CORE These are paper copies which will be given to you by your class teacher each Wednesday. This is due in the following Wednesday Changes to the UK economy.  UK's post industrial economy  Economic change recap sheet. EXTRA HELP CGP revision guide 124-125 <a href="#">Economic change in the UK - Internet Geography</a> <a href="#">The UK's post-industrial economy - Internet Geography</a>	
History	<b>Homework:</b> See Classcharts (Set on Educake)	

	<p><b>Revision:</b></p> <p>CORE – Use the Revision Guide and Workbook to self-quiz or mind map the section on pages 17-20:</p> <p>17 Policies towards the churches  18 Propaganda and censorship  19 Church opposition  20 Youth opposition</p>	
<b>Subject</b>	<b>Homework / Revision</b>	<b>Date Completed</b>
<b>Option B Revision:</b>		
<b>Option C Revision:</b>		
<b>Option D Revision:</b>		

## Aim Higher Revision: Week beginning 5<sup>th</sup> February 2024

Subject	Aim Higher Revision	Date Completed
<b>English Literature</b>	<b>Revision:</b> <b>New Historicist Criticism: Macbeth and Power Wiatt Ropp Shakespeare Institute University of Birmingham</b> Use questions/note page on page 2 of the booklet to whilst reading the article on page 8. <a href="#">Macbeth-Aim-Higher.pdf</a>	
<b>Maths</b>	<b>Revision:</b> Use your bespoke pinpoint checklist (Attached to the back of the booklet). Aim for an additional 30 mins a week on SPARX – this will be checked by your Maths class teacher. Start with the lowest grade codes and work towards the higher-grade codes over the next few weeks.	
<b>Science</b> <a href="#">https://www.aqa.org.uk/sample-papers-and-mark-schemes/2018/june/AQA-8464B2H-W-MS-JUN18.PDF</a>	<b>Revision:</b> Biology Paper 2 Higher Past Paper Practice: (Left) • Answer questions 1-3 at the link above and then mark using the mark scheme below: (Right) <a href="https://filestore.aqa.org.uk/sample-papers-and-mark-schemes/2018/june/AQA-8464B2H-W-MS-JUN18.PDF">https://filestore.aqa.org.uk/sample-papers-and-mark-schemes/2018/june/AQA-8464B2H-W-MS-JUN18.PDF</a>	
<b>Geography</b>	<b>Revision:</b> Exam Practice 7,8,9 pages Evaluate questions 74-79	
<b>History</b>	<b>Revision:</b>  A. Use the Revision Guide and Workbook to make notes on the section on pages 17-20: 17 Policies towards the churches 18 Propaganda and censorship 19 Church opposition 20 Youth opposition  B. Complete the sections on 'Now try this'.  C. Read page 34 on identifying and explaining difference and complete the question on page 44	

**Notes:**

**Week Log:**Week beginning 12<sup>th</sup> February 2024**In Year 11 this week:****Half term- Revision focus****Organise exam pencil case and equipment****Core Learning:**

Subject	Homework / Revision	Date Completed
English Literature/ Language	<b>Homework:</b> See Classcharts	
	<b>Revision:</b>  Write your response that you planned on the following Language Paper 1: <a href="#">AQA Language Paper 1 2018</a>	
Maths	<b>Homework/Revision:</b> Use your bespoke pinpoint checklist (Attached to the back of the booklet). Aim for 45-60 mins a week on SPARX – this will be checked by your Maths class teacher. Start with the lowest grade codes and work towards the higher grade codes over the next few weeks.	
Science <a href="https://my.educake.co.uk/assessment/22244408">https://my.educake.co.uk/assessment/22244408</a>	<b>Homework:</b> See Classcharts (Set on Educake, based on this week's learning, prior learning from the current topic and core science concepts) <b>Revision:</b> • Biology Paper 2 Revision: Log in to educake and use the QR code to the left. Before you click on the "begin quiz" button that appears for this quiz, read the educake study guides for this part of the topic that have a link in the same window. Then attempt as many questions as possible in the quiz.	
Geography	<b>Homework:</b> See Classcharts (Use Knowledge Organiser)	
	<b>Revision:</b>  Read through the guide on BBC bitesize. Use this to produce a mind map of this topic. You will need to click at the bottom of the page to get to the next page. To finish complete the test at the end. <a href="https://www.bbc.co.uk/bitesize/guides/z838xsg/revision/1">https://www.bbc.co.uk/bitesize/guides/z838xsg/revision/1</a>	
History	<b>Homework:</b> See Classcharts (Set on Educake)	
	<b>Revision:</b>  CORE – Use the Revision Guide and Workbook to self-quiz or mind map the section on pages 21-24:  21 Women and the family 22 Nazi youth organisations 23 Nazi education 24 Policies to reduce unemployment	



<b>Subject</b>	<b>Homework / Revision</b>	<b>Date Completed</b>
<b>Option B Revision:</b>		
<b>Option C Revision:</b>		
<b>Option D Revision:</b>		

## Aim Higher Revision: Week beginning 12<sup>th</sup> February 2024

Subject	Aim Higher Revision	Date Completed
<b>English Literature</b>	<b>Revision:</b> Complete Week 3 of the 'A Christmas Carol' Aim Higher Booklet: <a href="#">Aim-Higher-ACC-Booklet (1).pdf</a>	
<b>Maths</b>	<b>Revision:</b> Use your bespoke pinpoint checklist (Attached to the back of the booklet). Aim for an additional 30 mins a week on SPARX – this will be checked by your Maths class teacher. Start with the lowest grade codes and work towards the higher grade codes over the next few weeks.	
<b>Science</b> <a href="#">https://filestore.aqa.org.uk/sample-papers-and-mark-schemes/2018/june/AQA-8464B2H-W-MS-JUN18.PDF</a>	<b>Revision:</b> Biology Paper 2 Higher Past Paper Practice: (Left) <ul style="list-style-type: none"> <li>• Answer questions 4-7 at the link above and then mark using the mark scheme below: (Right) <a href="https://filestore.aqa.org.uk/sample-papers-and-mark-schemes/2018/june/AQA-8464B2H-W-MS-JUN18.PDF">https://filestore.aqa.org.uk/sample-papers-and-mark-schemes/2018/june/AQA-8464B2H-W-MS-JUN18.PDF</a></li> </ul>	
<b>Geography</b>	<b>Revision:</b> Exam practice book pages 137-139 answer the questions. Mark schemes can be found at <a href="https://fdslive.oup.com/www.oup.com/oxed/secondary/geography/gcse_aqa_a/Exam_Practice_7-9_Mark_Scheme.pdf?region=uk">https://fdslive.oup.com/www.oup.com/oxed/secondary/geography/gcse_aqa_a/Exam_Practice_7-9_Mark_Scheme.pdf?region=uk</a>	
<b>History</b>	<b>Revision:</b> <p>A. Use the Revision Guide and Workbook to make notes on the section on pages 21-24:</p> <p>21 Women and the family            22 Nazi youth organisations            23 Nazi education            24 Policies to reduce unemployment</p> <p>B. Complete the sections on 'Now try this'.</p> <p>C. Read page 35 on suggesting reasons for different views and complete question</p>	

**Notes:**

**Week Log:**Week beginning 19<sup>th</sup> February 2024**In Year 11 this week:****Mock exam period starts****Prepare all equipment and know your timetable****Core Learning:**

Subject	Homework / Revision	Date Completed
English Literature/ Language	<b>Homework:</b> See Classcharts	
	<b>Revision:</b>  Create flashcards for Macbeth on 'Abuse of Power and Kingship' using the following booklet: <a href="#">Abuse of power and kingship</a>	
Maths	<b>Homework/Revision:</b> Use your bespoke pinpoint checklist (Attached to the back of the booklet). Aim for 45-60 mins a week on SPARX – this will be checked by your Maths class teacher. Start with the lowest grade codes and work towards the higher grade codes over the next few weeks.	
Science <a href="https://my.educake.co.uk/assessment/22244489">https://my.educake.co.uk/assessment/22244489</a>	<b>Homework:</b> See Classcharts (Set on Educake, based on this week's learning, prior learning from the current topic and core science concepts)	
	<b>Revision:</b> • Biology Paper 2 Revision: Log in to educake and use the QR code to the left. Before you click on the "begin quiz" button that appears for this quiz, read the educake study guides for this part of the topic that have a link in the same window. Then attempt as many questions as possible in the quiz.	
Geography	<b>Homework:</b> See Classcharts (Use Knowledge Organiser)	
	<b>Revision:</b>  Read through the guide on BBC bitesize. Use this to produce a mind map of this topic. You will need to click at the bottom of the page to get to the next page. To finish complete the test at the end. <a href="https://www.bbc.co.uk/bitesize/guides/z9y47hv/revision/1">https://www.bbc.co.uk/bitesize/guides/z9y47hv/revision/1</a>	
History	<b>Homework:</b> See Classcharts (Set on Educake)	
	<b>Revision:</b>  CORE – Use the Revision Guide and Workbook to self-quiz or mind map the section on pages 25-28:  25 The standard of living 26 Racial beliefs and policies 27 Jewish persecution 1 28 Jewish persecution 2	

<b>Subject</b>	<b>Homework / Revision</b>	<b>Date Completed</b>
<b>Option B Revision:</b>		
<b>Option C Revision:</b>		
<b>Option D Revision:</b>		

## Aim Higher Revision: Week beginning 19<sup>th</sup> February 2024

Subject	Aim Higher Revision	Date Completed
<b>English Literature</b>	<b>Revision:</b> <b>ON THE KNOCKING AT THE GATE IN MACBETH</b> <b>by Thomas de Quincey</b> Use questions/note page on page 2 of the booklet to whilst reading the article on page 10. <a href="#">Macbeth-Aim-Higher.pdf</a>	
<b>Maths</b>	<b>Revision:</b> Use your bespoke pinpoint checklist (Attached to the back of the booklet). Aim for an additional 30 mins a week on SPARX – this will be checked by your Maths class teacher. Start with the lowest grade codes and work towards the higher grade codes over the next few weeks.	
<b>Science</b> <small><a href="https://filestore.aqa.org.uk/sample-papers-and-mark-schemes/2019/june/AQA-8464B2H-QP-JUN19.PDF">https://filestore.aqa.org.uk/sample-papers-and-mark-schemes/2019/june/AQA-8464B2H-QP-JUN19.PDF</a></small>	<b>Revision:</b> Biology Paper 2 Higher Past Paper Practice: (Left) <ul style="list-style-type: none"> <li>• Answer questions 1-3 at the link above and then mark using the mark scheme below: (Right) <a href="https://filestore.aqa.org.uk/sample-papers-and-mark-schemes/2019/june/AQA-8464B2H-W-MS-JUN19.PDF">https://filestore.aqa.org.uk/sample-papers-and-mark-schemes/2019/june/AQA-8464B2H-W-MS-JUN19.PDF</a></li> </ul>	
<b>Geography</b>	<b>Revision:</b> Exam practice book pages 133-136 answer the questions. Mark schemes can be found at <a href="https://fdslive.oup.com/www.oup.com/oxed/secondary/geography/gcse_aqa_a/Exam_Practice_7-9_Mark_Scheme.pdf?region=uk">https://fdslive.oup.com/www.oup.com/oxed/secondary/geography/gcse_aqa_a/Exam_Practice_7-9_Mark_Scheme.pdf?region=uk</a>	
<b>History</b>	<b>Revision:</b> <ol style="list-style-type: none"> <li>Use the Revision Guide and Workbook to make notes on the section on pages 25-28:               <ul style="list-style-type: none"> <li>25 The standard of living</li> <li>26 Racial beliefs and policies</li> <li>27 Jewish persecution 1</li> <li>28 Jewish persecution 2</li> </ul> </li> <li>Complete the sections on ‘Now try this’.</li> <li>Read page 36 on evaluating interpretations and complete the question on page 46</li> </ol>	

**Notes:**

**Week Log:**Week beginning 26<sup>th</sup> February 2024**In Year 11 this week:****Mock exam period continues****Prepare all equipment and know your timetable****Core****Learning:**

Subject	Homework / Revision	Date Completed
English Literature/ Language	<b>Homework:</b> See Classcharts	
	<b>Revision:</b> Complete Language Paper 1 Q4 'A Vendetta'. <a href="#">Paper-1-mini-mocks.pdf</a>	
Maths	<b>Homework/Revision:</b> Use your bespoke pinpoint checklist (Attached to the back of the booklet). Aim for 45-60 mins a week on SPARX – this will be checked by your Maths class teacher. Start with the lowest grade codes and work towards the higher grade codes over the next few weeks.	
Science <a href="https://my.educake.co.uk/assessment/22244552">https://my.educake.co.uk/assessment/22244552</a>	<b>Homework:</b> See Classcharts (Set on Educake, based on this week's learning, prior learning from the current topic and core science concepts) <b>Revision:</b> • Biology Paper 1&2 Practicals Revision: Log in to educake and use the QR code to the left. Before you click on the "begin quiz" button that appears for this quiz, read the educake study guides for this part of the topic that have a link in the same window. Then attempt as many questions as possible in the quiz.	
Geography	<b>Homework:</b> See Classcharts (Use Knowledge Organiser)	
	<b>Revision:</b> Read through the guide on BBC bitesize. Use this to produce a mind map of this topic. You will need to click at the bottom of the page to get to the next page. To finish complete the test at the end.  <a href="https://www.bbc.co.uk/bitesize/guides/zxc2sg8/revision/1">https://www.bbc.co.uk/bitesize/guides/zxc2sg8/revision/1</a>	
History	<b>Homework:</b> See Classcharts (Set on Educake)	
	<b>Revision:</b> CORE – Use the Revision Guide and Workbook to complete exam practice of your choice from pages 29 onwards.	



Subject	Homework / Revision	Date Completed
Option B Revision:		
Option C Revision:		
Option D Revision:		

### ***Aim Higher Revision: Week beginning 26<sup>th</sup> February 2024***

Subject	Aim Higher Revision	Date Completed
English Literature	<b>Revision:</b> Complete Week 2 of the 'A Christmas Carol' Aim Higher Booklet: <a href="#">Aim-Higher-ACC-Booklet (1).pdf</a>	
Maths	<b>Revision:</b> Use your bespoke pinpoint checklist (Attached to the back of the booklet). Aim for an additional 30 mins a week on SPARX – this will be checked by your Maths class teacher. Start with the lowest grade codes and work towards the higher grade codes over the next few weeks.	
<b>Science</b> <a href="https://filestore.aqa.org.uk/sample-papers-and-mark-schemes/2019/june/AQA-8464B2H-QP-JUN19.PDF">https://filestore.aqa.org.uk/sample-papers-and-mark-schemes/2019/june/AQA-8464B2H-QP-JUN19.PDF</a>	<b>Revision:</b> Biology Paper 2 Higher Past Paper Practice: (Left) <ul style="list-style-type: none"> <li>• Answer questions 4-6 at the link above and then mark using the mark scheme below: (Right) <a href="https://filestore.aqa.org.uk/sample-papers-and-mark-schemes/2019/june/AQA-8464B2H-W-MS-JUN19.PDF">https://filestore.aqa.org.uk/sample-papers-and-mark-schemes/2019/june/AQA-8464B2H-W-MS-JUN19.PDF</a></li> </ul>	
Geography	<b>Revision:</b> Exam practice book pages 141-143 and 148-149 answer the questions. Mark schemes can be found at <a href="https://fdslive.oup.com/www.oup.com/oxed/secondary/geography/gcse_aqa_a/Exam_Practice_7-9_Mark_Scheme.pdf?region=uk">https://fdslive.oup.com/www.oup.com/oxed/secondary/geography/gcse_aqa_a/Exam_Practice_7-9_Mark_Scheme.pdf?region=uk</a>	

<b>History</b>	<b>Revision:</b> Review your exam practice and complete any unfinished pieces.	
----------------	---	--

